



MANSIONS WITH A VIEW

FREEHOLD

BE AWED BY
UNRIVALLED PANORAMIC VIEWS



With the shimmering waters of the East Coast on one side and the landed enclave stretching to Paya Lebar on the other, Meyer Road is a coveted stretch of homes with unmatched vistas. It is here that Meyer Mansion is set to be an iconic home. Through deliberate and careful design, Meyer Mansion's vantage is elevated with floor to ceiling windows to maximise the stunning unblocked views of the sea and surrounding landed enclave.







AROUND THE
NEIGHBOURHOOD AND BEYOND



FROM THE
SEA TO THE CITY





ARTIST'S IMPRESSION

MODERN

MINIMALIST AND MONOCHROMATIC



At the break of dawn, a fleeting but majestic stillness occurs when the sky touches the sea, held together by a single horizon. Meyer Mansion is a reflection of that moment - a single tower reaching towards the sea and soaring into the sky. Instantly recognisable as a one-of-a-kind architectural statement, Meyer Mansion is bold yet understated in its modern silhouette. Dark brown steel and burnished copper gold screens create a distinctive façade that distinguishes Meyer Mansion from its surroundings.

ARRIVE HOME

AND LEAVE THE WORLD BEHIND

The perfect 'welcome home' begins at the entrance - the former bungalows along Meyer Road were set back from the road with a driveway lined with tropical trees leading to the front porch.

The same privacy and privilege is echoed at Meyer Mansion, bringing back the nostalgia of the grand arrival in old stately mansions.



ARTIST'S IMPRESSION



ARTIST'S IMPRESSION



Along the coastline, the bungalows of the past were required to be set back at least 15m from the shore which is why they were fronted by a generous lawn and gardens filled with coconut and palm trees.

Similarly at Meyer Mansion, up to 80% of the entire development will be devoted to landscaping and amenities, including a Grand Lawn.



ARTIST'S IMPRESSION





ARTIST'S IMPRESSION



In the past, the laid-back charm of the breezy East Coast beach drew families looking for a weekend getaway where they could relax, swim and entertain.

Today, your getaway begins the moment you step into Meyer Mansion - take a dip in the pools, chill out at the Grand Lawn or host parties at the minimalistic Clubhouse and Beach House inspired by the old pavilions nestled in the gardens.



ARTIST'S IMPRESSION



Beyond function, the layout for every mansion in the sky is inspired by the old Meyer Road bungalows where space was the true luxury.

Dining areas extend to the Asian kitchen or balcony, recalling the lifestyle of the fifties. Natural light fills the living spaces through panoramic windows that give you unrivalled views from the sea to the city, in your home.



ARTIST'S IMPRESSION



CONTENTS



VISION



LOCATION



CONNECTIVITY



NEIGHBOURHOOD



SITE PLAN



FLOORPLANS



FITTINGS



DEVELOPER



MODERN LIVING INSPIRED BY
THE CHARM OF THE PAST

In the past, the East Coast was a weekend seaside retreat for the wealthy; where many grand mansions used to line the beautiful coastal beach. The architecture here was distinctly set apart from the rest of the city with its unique old world charm.

Inspired by its history and site context, Meyer Mansion combines understated luxury living and modern tropical architecture to create a new architectural benchmark.



In old bungalows, the verandah was a large and important space open to the outdoors. It often functioned as sitting rooms that afforded the simple pleasures of looking out onto the front lawn or garden. That same privilege can be found at Meyer Mansion with deep and shaded balconies reminiscent of tropical verandahs where you can enjoy breakfast looking out to the East Coast, or simply watch the sun set over the city.



LEE KIP LIN COLLECTION, NATIONAL LIBRARY, SINGAPORE



*EXACT LOCATIONS FOR FUTURE AMENITIES TO BE DETERMINED BY AUTHORITIES

THE PRIVILEGE OF BEING
PERFECTLY POSITIONED

M M E Y E R M A N S I O N



EAST COAST PARK

LANDED ENCLAVE

TANJONG KATONG
MRT STATION (U/C)*


PARKLAND GREEN


PARKWAY PARADE



Meyer Mansion's rare location combines the laid-back charm of the East Coast whilst being perched right at the edge of the city. Multiple routes via the ECP or Nicoll Highway take you into the heart of downtown Central Business District (CBD), Marina Bay, Suntec City and the Civic District in under 10 minutes.





A wide-angle photograph of a beach. In the foreground, a sandy shore is visible with gentle waves washing onto it, creating white foam. The water extends to the horizon, showing a mix of light green and blue hues. In the distance, a large, dark rock formation sits in the water. The sky is a deep blue with some wispy clouds. The text is centered in the upper half of the image.

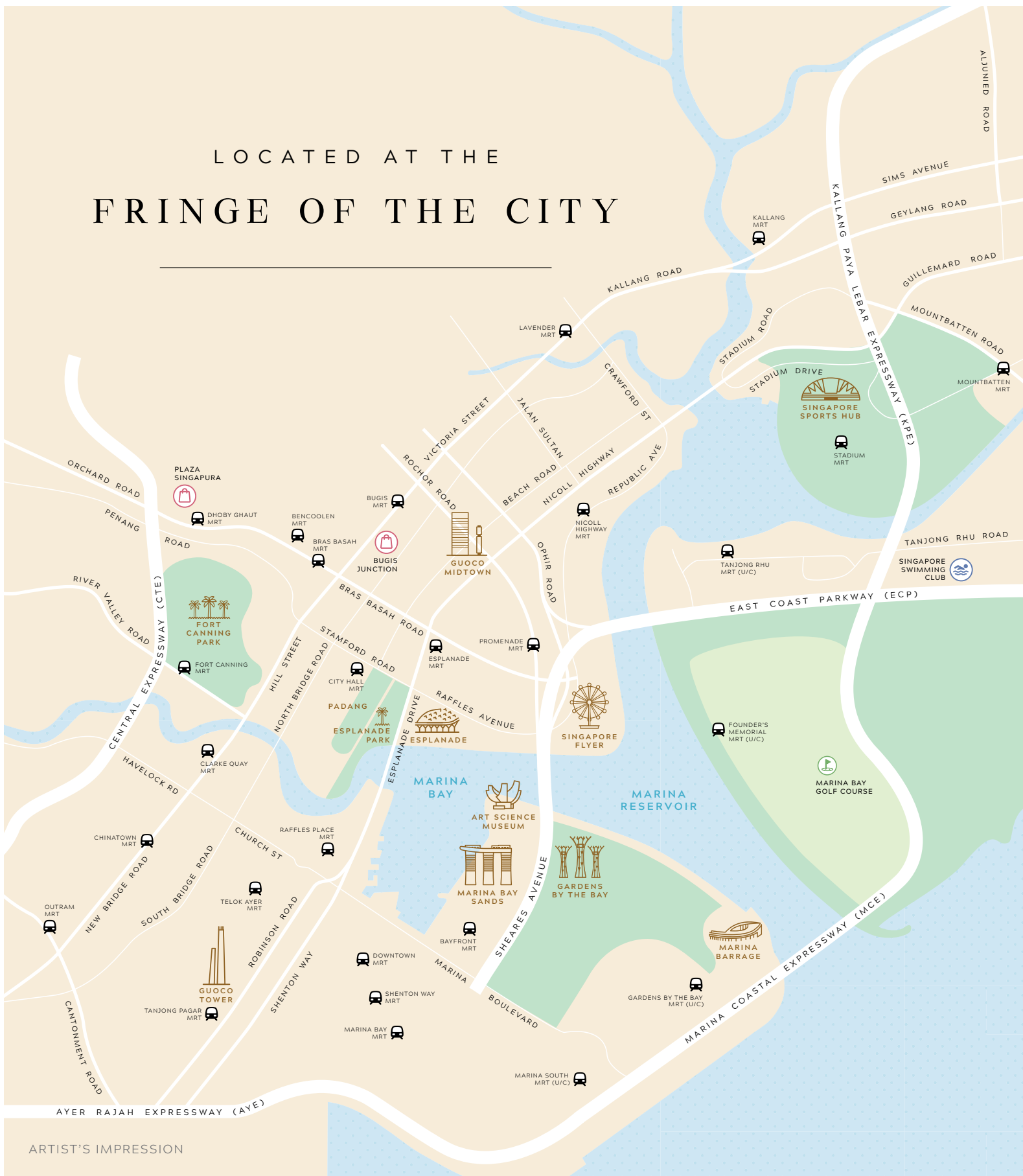
For everyone else,
the East Coast beach is an excursion reserved for the weekend.
For those at Meyer Mansion, the privilege of
having the beach a stroll away is an everyday indulgence.





Whether to watch a concert or workout, the Singapore Sports Hub offers exciting choices just 4 minutes away from Meyer Mansion. The Indoor and National Stadium both play host to top international acts, while the Kallang Wave Mall has a cinema, a supermarket and various restaurants to meet your every need.

FRINGE OF THE CITY





M

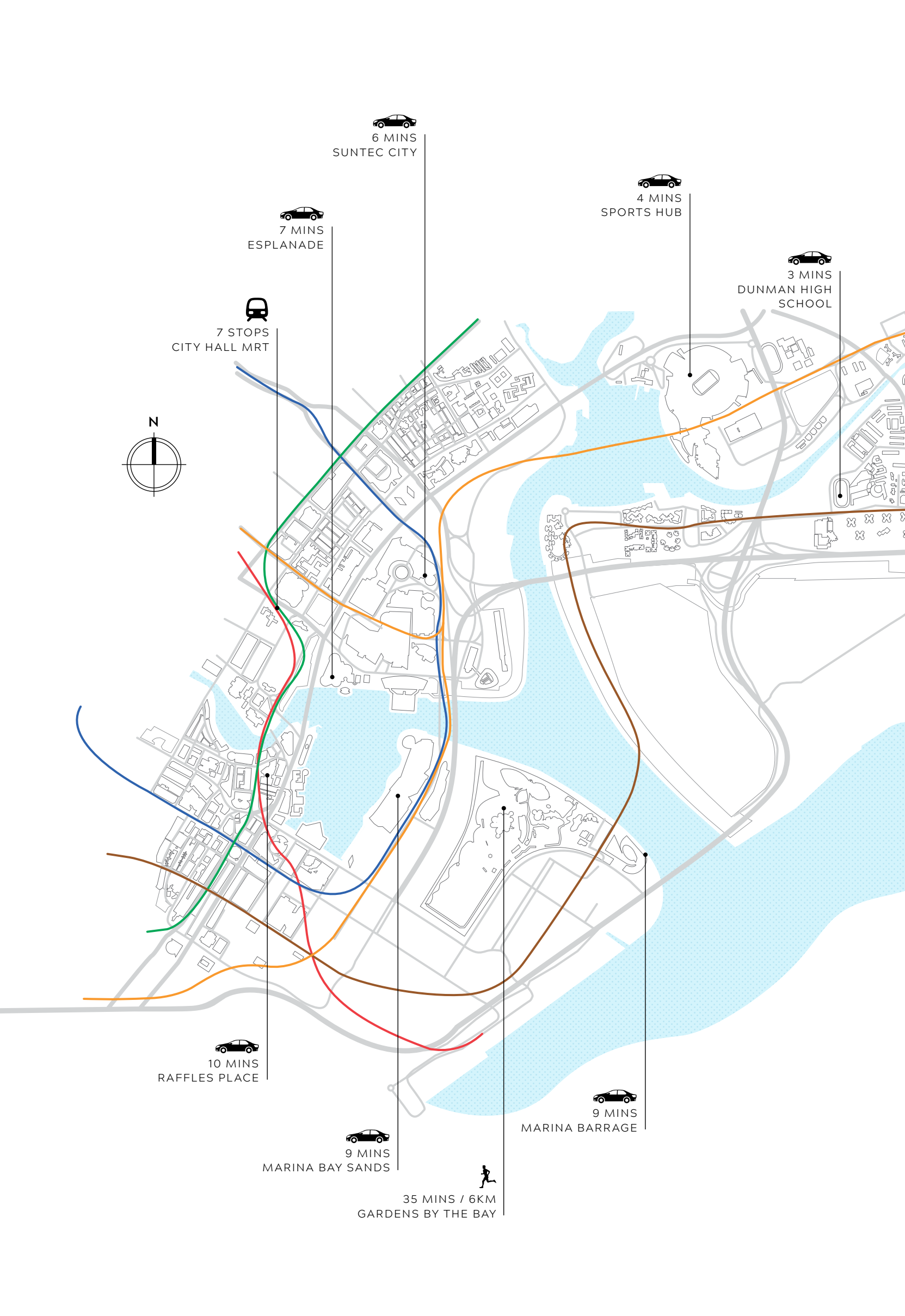
MEYER
MANSION

Strategically located to give you quick and easy connections to major expressways like the ECP and MCE, means you are in the city or the airport within minutes. The infinite value of convenience and time-savings can only be commanded by an address in a prime location.

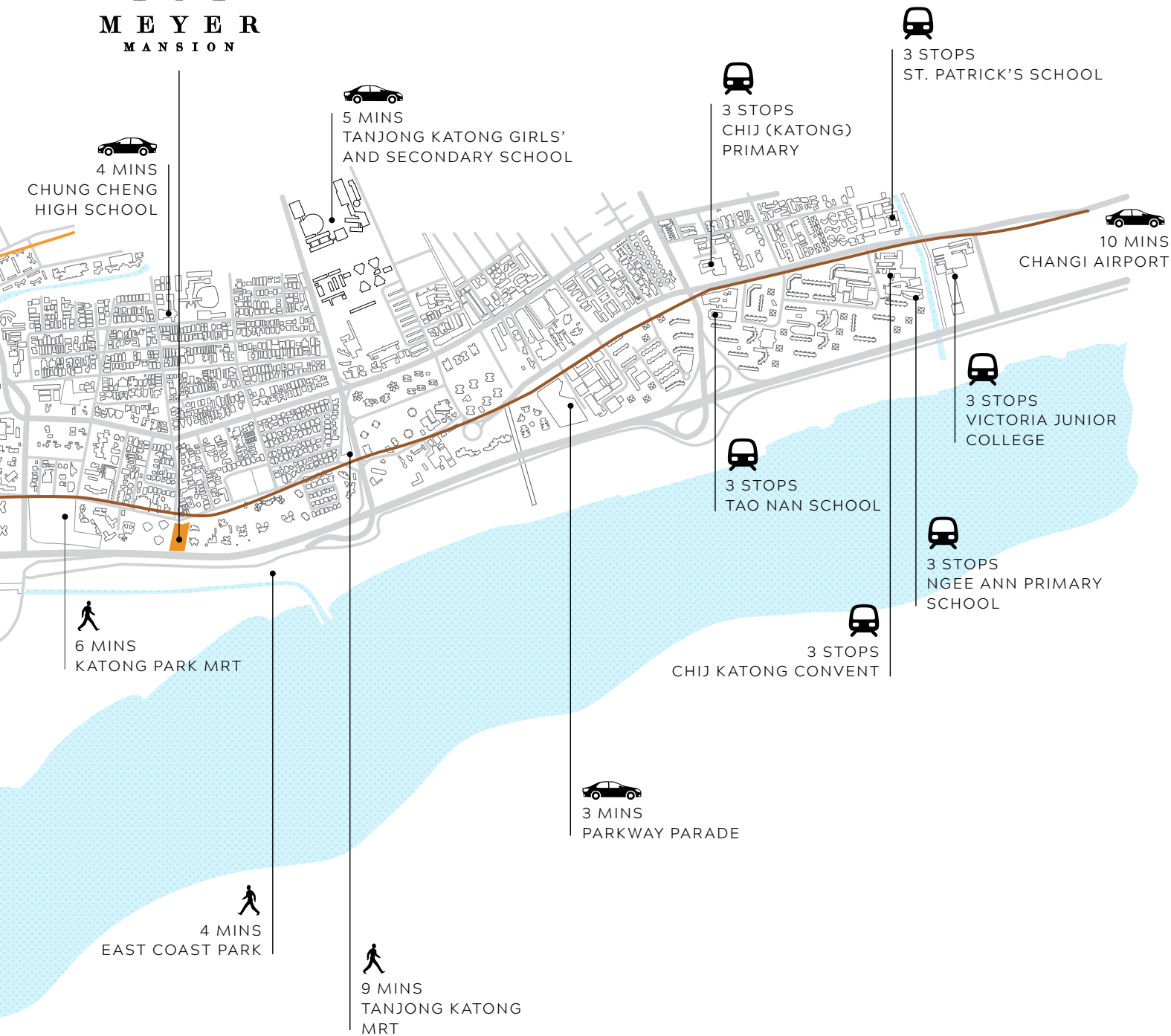




The city is truly at your doorstep with the upcoming Katong Park MRT Station just a 5-minute walk away. With the Thomson-East Coast MRT Line completion, Meyer Mansion will be just 6 stops away from Raffles Place MRT Station. Those who drive will appreciate how the ECP is right outside and takes you into the heart of the Central Business District and the Marina Bay area in less than 10 minutes.



M
MEYER
MANSION



WELL-CONNECTED
TO ALL YOU NEED



THE CHARMING
NEIGHBOURHOOD



ALT. PIZZA
PASTARIA ABATE
AL FORNO

THE ORIGINAL KATONG LAKSA
328 KATONG LAKSA



IZA
KOMA
WAHIRO

FIREBAKE
PICOTIN
RABBIT CARROT GUN

KIM CHOO KUEH CHANG
RUMAH BEBE

EAST COAST SEAFOOD CENTRE
HOME OF SEAFOOD
SIN HOI SAI
UBIN KITCHEN



DELHI 6
THE MANGO TREE
ZAFFRON KITCHEN





GOALS, DREAMS, *making them happen.*

Local & Internationally Renowned Schools

Etonhouse Preschool
Odyssey Preschool
Tao Nan School
Ngee Ann Primary
Dunman High
Chung Cheng High (Main)
Tanjong Katong Secondary
Tanjong Katong Girls'
Victoria Junior College
Canadian International School





TO EAST COAST PARK



0 10 20 30M

SITE PLAN

BASEMENT

- 1. ENTRANCE BOULEVARD
- 2. PEDESTRIAN ACCESS
- 3. RECEPTION LOUNGE

1ST STOREY

- 4. ARRIVAL COURT
- 5. GYM
- 6. CHANGING ROOM
- 7. CHILDREN’S PLAYGROUND
- 8. WATER COURTYARD
- 9. CHILDREN’S POOL
- 10. CLUBHOUSE
- 11. ALFRESCO DINING
- 12. LOUNGE DECK
- 13. LEISURE POOL
- 14. JACUZZI
- 15. BBQ PAVILION
- 16. OUTDOOR DINING
- 17. SWING GARDEN
- 18. GARDEN PODS

- 19. MIST GARDEN
- 20. GRAND LAWN
- 21. COASTAL WALK
- 22. COASTAL COURTYARD
- 23. COASTAL DECK
- 24. PALM DECK
- 25. 40M LAP POOL
- 26. BEACH HOUSE
- 27. BEACH ALFRESCO
- 28. COCONUT GROVE
- 29. SIDE GATE

OTHERS:

BASEMENT

- A. BIN CENTRE
- B. GENSET
- C. SUBSTATION
- D. GUARD HOUSE

ROOF

- E. WATER TANK



ARTIST'S IMPRESSION

YOUR

FREEHOLD HOME

UNIT FLOOR	1	2	3	4	5	6	7	8
25	A1-R	C2-R	C4-R (PL)	C3-R (PL)	B1-R	C1-R	D2-R (PL)	D1-R (PL)
24	A1	C2	C4 (PL)	C3 (PL)	B1	C1	D2 (PL)	D1 (PL)
23	A1	C2	C4 (PL)	C3 (PL)	B1	C1	D2 (PL)	D1 (PL)
22	A1	C2	C4 (PL)	C3 (PL)	B1	C1	D2 (PL)	D1 (PL)
21	A1	C2	C4 (PL)	C3 (PL)	B1	C1	D2 (PL)	D1 (PL)
20	A1	C2	C4 (PL)	C3 (PL)	B1	C1	D2 (PL)	D1 (PL)
19	A1	C2	C4 (PL)	C3 (PL)	B1	C1	D2 (PL)	D1 (PL)
18	A1	C2	C4 (PL)	C3 (PL)	B1	C1	D2 (PL)	D1 (PL)
17	A1	C2	C4 (PL)	C3 (PL)	B1	C1	D2 (PL)	D1 (PL)
16	A1	C2	C4 (PL)	C3 (PL)	B1	C1	D2 (PL)	D1 (PL)
15	A1	C2	C4 (PL)	C3 (PL)	B1	C1	D2 (PL)	D1 (PL)
14	A1	C2	C4 (PL)	C3 (PL)	B1	C1	D2 (PL)	D1 (PL)
13	A1	C2	C4 (PL)	C3 (PL)	B1	C1	D2 (PL)	D1 (PL)
12	A1	C2	C4 (PL)	C3 (PL)	B1	C1	D2 (PL)	D1 (PL)
11	A1	C2	C4 (PL)	C3 (PL)	B1	C1	D2 (PL)	D1 (PL)
10	A1	C2	C4 (PL)	C3 (PL)	B1	C1	D2 (PL)	D1 (PL)
09	A1	C2	C4 (PL)	C3 (PL)	B1	C1	D2 (PL)	D1 (PL)
08	A1	C2	C4 (PL)	C3 (PL)	B1	C1	D2 (PL)	D1 (PL)
07	A1	C2	C4 (PL)	C3 (PL)	B1	C1	D2 (PL)	D1 (PL)
06	A1	C2	C4 (PL)	C3 (PL)	B1	C1	D2 (PL)	D1 (PL)
05	A1	C2	C4 (PL)	C3 (PL)	B1	C1	D2 (PL)	D1 (PL)
04	A1	C2	C4 (PL)	C3 (PL)	B1	C1	D2 (PL)	D1 (PL)
03	A1	C2	C4 (PL)	C3 (PL)	B1	C1	D2 (PL)	D1 (PL)
02	A1	C2	C4 (PL)	C3 (PL)	B1	C1	D2 (PL)	D1 (PL)
01	A1-G	C2-G	C4-G (PL)	C3-G (PL)	B1-G	C1-G	D2-G (PL)	D1-G (PL)

TYPE A1
1 BEDROOM

TYPE B1
2 BEDROOM

TYPE C1
3 BEDROOM

TYPE C2
3 BEDROOM

TYPE C3 (PL)
3 BEDROOM PREMIUM


TYPE C4 (PL)
3 BEDROOM PREMIUM

TYPE D1 (PL)
4 BEDROOM PREMIUM

TYPE D2 (PL)
4 BEDROOM PREMIUM

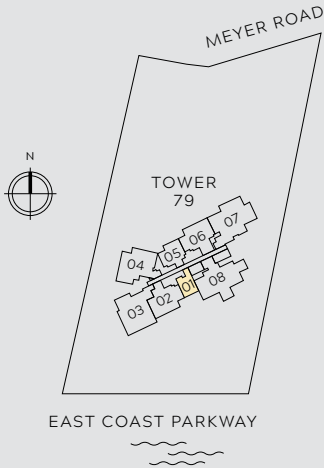
TYPE A1
TYPE A1-R*
45 SQM / 484 SQFT
INCLUSIVE OF 4 SQM BALCONY & 2 SQM AC LEDGE
#02-01 TO #24-01
*#25-01

UNIT TYPE
1 BEDROOM



- | | | |
|-------------------------|----------------------------|------------------------------|
| F FRIDGE | WCH WINE CHILLER | DB DISTRIBUTION BOARD |
| D DRYER | GH GAS HOB | CO CONVECTIONAL OVEN |
| IH INDUCTION HOB | WM WASHER CUM DRYER | VD VACUUM DRAWER |
| SC SHOE CABINET | SO COMBI STEAM OVEN | W WASHER |

All plans are subject to amendments as may be approved by the relevant authorities.
Floor areas are approximate measurements and are subjected to final survey.



TYPE B1

64 SQM / 689 SQFT

INCLUSIVE OF 6 SQM BALCONY & 3 SQM AC LEDGE

#02-05 TO #24-05

TYPE B1-R

82 SQM / 883 SQFT**

INCLUSIVE OF 6 SQM BALCONY, 3 SQM AC LEDGE
& 18 SQM STRATA VOID

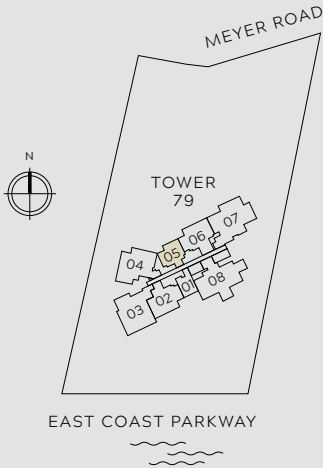
#25-05

UNIT TYPE
2 BEDROOM



- | | | |
|-------------------------|----------------------------|------------------------------|
| F FRIDGE | WCH WINE CHILLER | DB DISTRIBUTION BOARD |
| D DRYER | GH GAS HOB | CO CONVECTIONAL OVEN |
| IH INDUCTION HOB | WM WASHER CUM DRYER | VD VACUUM DRAWER |
| SC SHOE CABINET | SO COMBI STEAM OVEN | W WASHER |

All plans are subject to amendments as may be approved by the relevant authorities.
Floor areas are approximate measurements and are subjected to final survey.





ARTIST'S IMPRESSION




The 8 unique unit types at Meyer Mansion were created in various sizes and layouts to suit different needs and lifestyles. For instance, the meticulously planned layouts allow the flexibility of expanding the generously proportioned living rooms to give you even larger living spaces, perfect for entertaining.

TYPE C1
103 SQM / 1109 SQFT
INCLUSIVE OF 12 SQM BALCONY & 6 SQM AC LEDGE
#02-06 TO #24-06

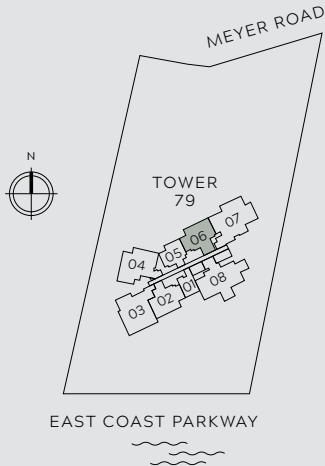
TYPE C1-R
126 SQM / 1356 SQFT**
INCLUSIVE OF 12 SQM BALCONY, 6 SQM AC LEDGE
& 23 SQM STRATA VOID
#25-06

UNIT TYPE
3 BEDROOM



- | | | |
|-------------------------|----------------------------|------------------------------|
| F FRIDGE | WCH WINE CHILLER | DB DISTRIBUTION BOARD |
| D DRYER | GH GAS HOB | CO CONVECTIONAL OVEN |
| IH INDUCTION HOB | WM WASHER CUM DRYER | VD VACUUM DRAWER |
| SC SHOE CABINET | SO COMBI STEAM OVEN | W WASHER |

All plans are subject to amendments as may be approved by the relevant authorities.
Floor areas are approximate measurements and are subjected to final survey.



TYPE C2
103 SQM / 1109 SQFT
INCLUSIVE OF 12 SQM BALCONY & 6 SQM AC LEDGE
#02-02 TO #24-02

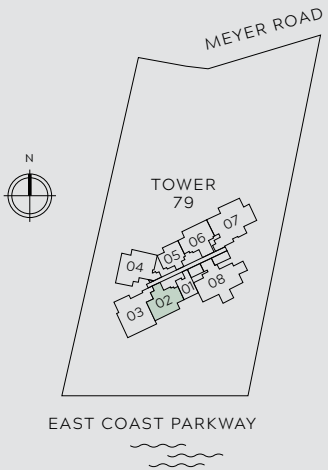
TYPE C2-R
129 SQM / 1389 SQFT**
INCLUSIVE OF 12 SQM BALCONY, 6 SQM AC LEDGE
& 26 SQM STRATA VOID
#25-02

UNIT TYPE
3 BEDROOM



- | | | |
|-------------------------|----------------------------|------------------------------|
| F FRIDGE | WCH WINE CHILLER | DB DISTRIBUTION BOARD |
| D DRYER | GH GAS HOB | CO CONVECTIONAL OVEN |
| IH INDUCTION HOB | WM WASHER CUM DRYER | VD VACUUM DRAWER |
| SC SHOE CABINET | SO COMBI STEAM OVEN | W WASHER |

All plans are subject to amendments as may be approved by the relevant authorities.
Floor areas are approximate measurements and are subjected to final survey.





ARTIST'S IMPRESSION

Through careful curation of spaces and materials, each unit type at Meyer Mansion has features of the old world charm with a twist of modern interpretation.



Reminiscent of tropical verandahs, the balconies are deep and wide with enclosable perforated screens acting as a thin veil to provide shade and privacy whilst letting light in. Full height panoramic picture-windows frame the expanded East Coast horizon to give you truly breathtaking views.

TYPE C3 (PL)
130 SQM / 1399 SQFT
INCLUSIVE OF 15 SQM BALCONY & 7 SQM AC LEDGE
#02-04 TO #24-04

TYPE C3-R (PL)
160 SQM / 1722 SQFT**
INCLUSIVE OF 15 SQM BALCONY, 7 SQM AC LEDGE
& 30 SQM STRATA VOID
#25-04

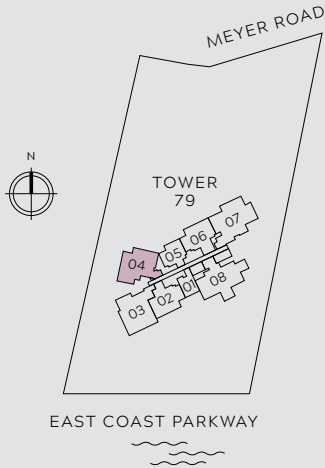
UNIT TYPE

3 BEDROOM PREMIUM



- | | | | | | |
|----|---------------|-----|------------------|----|--------------------|
| F | FRIDGE | WCH | WINE CHILLER | DB | DISTRIBUTION BOARD |
| D | DRYER | GH | GAS HOB | CO | CONVECTIONAL OVEN |
| IH | INDUCTION HOB | WM | WASHER CUM DRYER | VD | VACUUM DRAWER |
| SC | SHOE CABINET | SO | COMBI STEAM OVEN | W | WASHER |

All plans are subject to amendments as may be approved by the relevant authorities.
Floor areas are approximate measurements and are subjected to final survey.



TYPE C4 (PL)
139 SQM / 1496 SQFT

INCLUSIVE OF 10 SQM BALCONY & 8 SQM AC LEDGE

#02-03 TO #24-03

TYPE C4-R (PL)
170 SQM / 1830 SQFT**

INCLUSIVE OF 10 SQM BALCONY, 8 SQM AC LEDGE
& 31 SQM STRATA VOID

#25-03

UNIT TYPE
3 BEDROOM PREMIUM

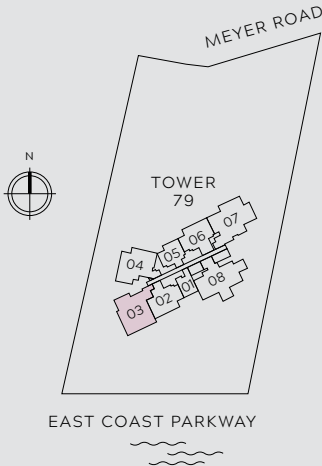


**AREA IS INCLUSIVE OF STRATA VOID ABOVE LIVING AND DINING AS PER DOTTED LINE FOR TYPE C4-R (PL)



- | | | | | | |
|----|---------------|-----|------------------|----|--------------------|
| F | FRIDGE | WCH | WINE CHILLER | DB | DISTRIBUTION BOARD |
| D | DRYER | GH | GAS HOB | CO | CONVECTIONAL OVEN |
| IH | INDUCTION HOB | WM | WASHER CUM DRYER | VD | VACUUM DRAWER |
| SC | SHOE CABINET | SO | COMBI STEAM OVEN | W | WASHER |

All plans are subject to amendments as may be approved by the relevant authorities.
Floor areas are approximate measurements and are subjected to final survey.





ARTIST'S IMPRESSION




Thoughtfully designed to be efficient and functional, the bedrooms at Meyer Mansion allow for the luxuries you desire. Some of the bedrooms can easily accommodate a super king size bed. While others give you the flexibility of transforming them into a family room, entertainment room, or simply expanding your living room.

TYPE D1 (PL)
160 SQM / 1722 SQFT
INCLUSIVE OF 22 SQM BALCONY & 8 SQM AC LEDGE
#02-08 TO #24-08

TYPE D1-R (PL)
195 SQM / 2099 SQFT**
INCLUSIVE OF 22 SQM BALCONY, 8 SQM AC LEDGE
& 35 SQM STRATA VOID
#25-08

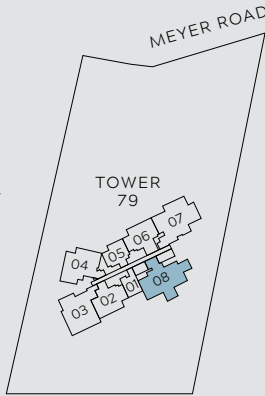
UNIT TYPE

4 BEDROOM PREMIUM



- | | | | | | |
|----|---------------|-----|------------------|----|--------------------|
| F | FRIDGE | WCH | WINE CHILLER | DB | DISTRIBUTION BOARD |
| D | DRYER | GH | GAS HOB | CO | CONVECTIONAL OVEN |
| IH | INDUCTION HOB | WM | WASHER CUM DRYER | VD | VACUUM DRAWER |
| SC | SHOE CABINET | SO | COMBI STEAM OVEN | W | WASHER |

All plans are subject to amendments as may be approved by the relevant authorities.
Floor areas are approximate measurements and are subjected to final survey.



EAST COAST PARKWAY

TYPE D2 (PL)
164 SQM / 1765 SQFT

INCLUSIVE OF 20 SQM BALCONY & 8 SQM AC LEDGE

#02-07 TO #24-07

TYPE D2-R (PL)
199 SQM / 2142 SQFT**

INCLUSIVE OF 20 SQM BALCONY, 8 SQM AC LEDGE
& 35 SQM STRATA VOID

#25-07

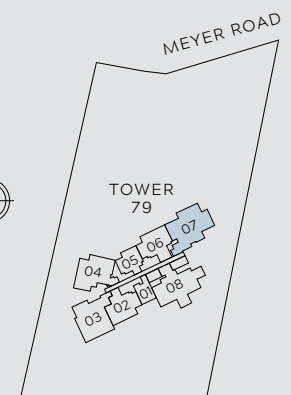
UNIT TYPE
4 BEDROOM PREMIUM



0 1 3 5M

- | | | | | | |
|----|---------------|-----|------------------|----|--------------------|
| F | FRIDGE | WCH | WINE CHILLER | DB | DISTRIBUTION BOARD |
| D | DRYER | GH | GAS HOB | CO | CONVECTIONAL OVEN |
| IH | INDUCTION HOB | WM | WASHER CUM DRYER | VD | VACUUM DRAWER |
| SC | SHOE CABINET | SO | COMBI STEAM OVEN | W | WASHER |

All plans are subject to amendments as may be approved by the relevant authorities.
Floor areas are approximate measurements and are subjected to final survey.



EAST COAST PARKWAY



ARTIST'S IMPRESSION

V-ZUG

HOOD, HOB,
COMBI OVEN (MICROWAVE,
STEAM & CONVECTION),
VACUUM SEALING DRAWER

LIEBHERR

REFRIGERATOR, WINE CHILLER

WHIRLPOOL

WASHER / DRYER

DURAVIT • HANSGROHE

SANITARY FITTINGS



ARTIST'S IMPRESSION

TOUCH
TO STAY SMART



SMART HUB GATEWAY

CONTROL SELECTED LIGHTS AND AIRCONS FROM YOUR SMART PHONE

MOTION SENSOR

ACTIVATES LIGHTING AT PRIVATE LIFT LOBBIES

AIRCON CONTROL

COOL YOUR HOME FROM YOUR SMART PHONE

DIGITAL LOCK

LOCK AND UNLOCK YOUR HOME FROM YOUR SMART PHONE WITH THIS OPTIONAL FEATURE



PASSIONATELY CRAFTED

BY THE AWARD-WINNING TEAM



LEEDON RESIDENCE



GOODWOOD RESIDENCE



MARTIN MODERN

ARTIST'S IMPRESSION

GuocoLand, since its listing on the Singapore Exchange in 1978, has been building remarkable homes for the most discerning. Collaborating with distinguished names and the brightest talents has produced close to 11,000 abodes that have garnered numerous awards and accolades.

Whether in Singapore or across Asia, the GuocoLand brand has come to be known for projects that are unmistakably modern and sophisticated, yet livable and timeless.

